

VBEMS COVID STATS SEPTEMBER 2021

COVID TRANSPORTS PER MONTH

SEPTEMBER - 39
 OCTOBER - 40
 NOVEMBER - 71
 DECEMBER - 182
 JANUARY - 376
 FEBRUARY - 173
 MARCH - 99
 APRIL - 109
 MAY - 33
 JUNE - 12
 JULY - 41
 AUGUST - 204

SEPTEMBER COVID TRANSPORTS - 232

PLUS 16 PATIENTS REFUSED TRANSPORT

7% OF TOTAL SEPTEMBER
TRANSPORTS (3,146)



REASON FOR DISPATCH (TOP 3)

149- BREATHING DIFFICULTY
 45 - SICK
 14 - CHEST PAIN

AVERAGE AGE AND RANGES






GENDER

LOCATION TYPE

WOMEN

MEN



OTHER

HOME



MEDICAL FACILITY

BASIC

ADVANCED



TRANSPORT
BY EMS LEVEL



RECEIVING HOSPITAL

