

# VBEMS COVID STATS MAY 2021

## COVID TRANSPORTS

### PER MONTH

JULY - 126  
 AUGUST - 91  
 SEPTEMBER - 39  
 OCTOBER - 40  
 NOVEMBER - 71  
 DECEMBER - 182  
 JANUARY - 376  
 FEBRUARY - 173  
 MARCH - 99  
 APRIL - 109

## MAY COVID

# TRANSPORTS - 33

PLUS 1 PATIENT REFUSED TRANSPORT

# 1.1%

OF TOTAL MAY  
TRANSPORTS (3,067)

## REASON FOR DISPATCH (TOP 2)



24 - BREATHING DIFFICULTY


6 - SICK/CHEST PAIN

## AVERAGE AGE AND RANGES




## GENDER

WOMEN



MEN




## LOCATION TYPE



OTHER



HOME



MEDICAL FACILITY

BASIC

ADVANCED



## TRANSPORT BY EMS LEVEL



## RECEIVING HOSPITAL

