

VBEMS COVID STATS

AUGUST 2020

COVID
TRANSPORTS
PER MONTH

MARCH - 18
APRIL - 23
MAY - 21
JUNE - 24
JULY - 126

AUGUST COVID
TRANSPORTS - 91

PLUS 2 PATIENTS REFUSED TRANSPORT


3.1% OF TOTAL AUGUST
TRANSPORTS (2,982)



REASON FOR DISPATCH (TOP 3)

43 - BREATHING DIFFICULTY
14 - SICK
9 - UNCONSCIOUS

AVERAGE AGE AND RANGES





GENDER

LOCATION TYPE

WOMEN

MEN



OTHER



HOME



MEDICAL FACILITY

BASIC

ADVANCED



TRANSPORT
BY EMS LEVEL



RECEIVING HOSPITAL

