

# VBEMS COVID STATS SEPTEMBER 2020

## COVID TRANSPORTS PER MONTH

MARCH - 18  
APRIL - 23  
MAY - 21  
JUNE - 24  
JULY - 126  
AUGUST - 91

## SEPTEMBER COVID TRANSPORTS - 39

PLUS 1 PATIENT REFUSED TRANSPORT

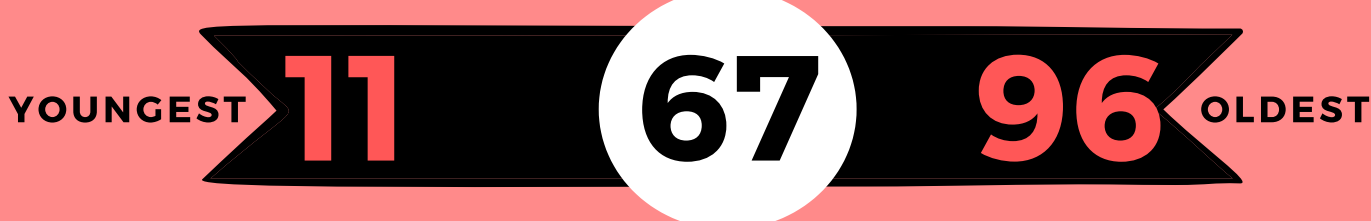
**1.5%** OF TOTAL SEPTEMBER TRANSPORTS (2,756)



## REASON FOR DISPATCH (TOP 3)

- 20 - BREATHING DIFFICULTY
- 8 - SICK
- 4 - UNCONSCIOUS

## AVERAGE AGE AND RANGES





## GENDER

## LOCATION TYPE

WOMEN


MEN



OTHER



HOME



MEDICAL FACILITY

BASIC

ADVANCED



## TRANSPORT BY EMS LEVEL



## RECEIVING HOSPITAL

