

Creating an account in the Online Learning website

Virginia Beach EMS uses an online learning platform (Moodle) to deliver many classes to its members. Each applicant and member will need to create their own account in Online Learning to complete classes throughout their career.

To begin, visit the link below in your browser. Any browser will work, however Google Chrome is strongly recommended.

<http://learn.vbems.com/login/index.php>

Then, click on the Create New Account button as shown below.

The screenshot shows the VBEMS Online Learning website interface. At the top left is the Virginia Beach Department of Emergency Medical Services logo. Below it is a search bar containing 'VBEMS Online Learning'. The main content area is split into two columns. The left column is titled 'Log in' and contains a form with 'Username' and 'Password' input fields, a 'Remember username' checkbox, and a 'Log in' button. Below the form are links for 'Forgotten your username or password?' and a note 'Cookies must be enabled in your browser'. The right column is titled 'Welcome New Students' and contains instructions for creating an account, support contact information, and a note for COX EMAIL USERS. At the bottom of the page, a red arrow points to a 'Create new account' button.

Fill out the information on this form.

- Your username and password are unique to this website. You may use the same username and password you used when submitting your application or logging into Elite. However, those credentials are not shared between systems. If you change your password in one system, like Elite, it will not change your Moodle password.
- Do use the same email address you used to create your application.
- Your Officer code is a 6 digit code, usually beginning with the number “8”. It is sometimes referred to as an “800-number”. As a conditionally approved applicant, you will be sent this number via email. Enter the number exactly as shown in the email. Failure to enter a correct officer code may result in delays in documenting course completion.

New account

▼ Collapse all

▼ Choose your username and password

Username

The password must have at least 8 characters, at least 1 digit(s), at least 1 lower case letter(s), at least 1 upper case letter(s)

Password

▼ More details

Email address

Email (again)

First name

Last name

City/town

Country

▼ Other fields

Officer Code

Security question



Enter the words above

[Get another CAPTCHA](#)

[Get an audio CAPTCHA](#)

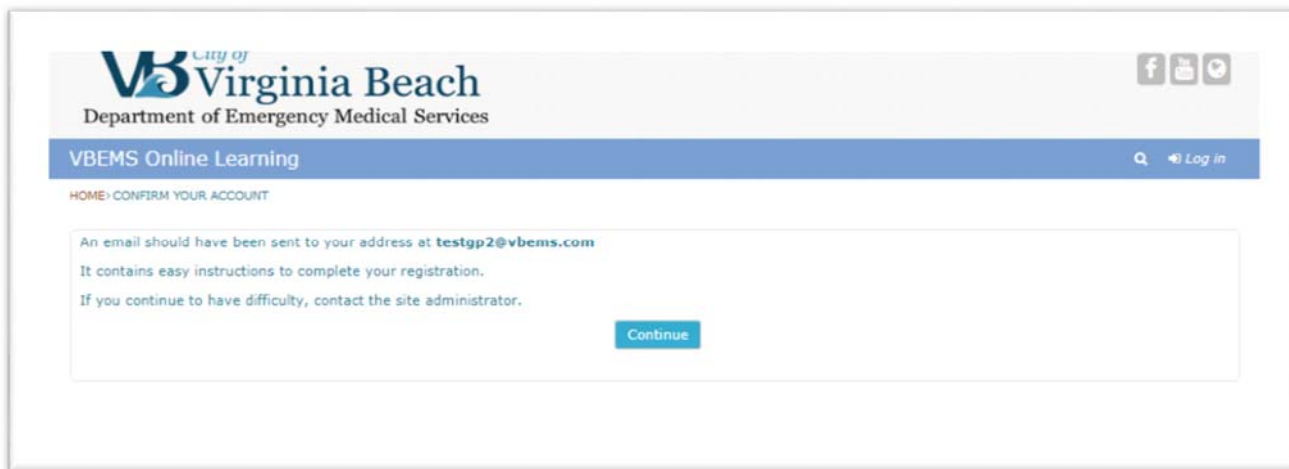
Create my new account

Cancel

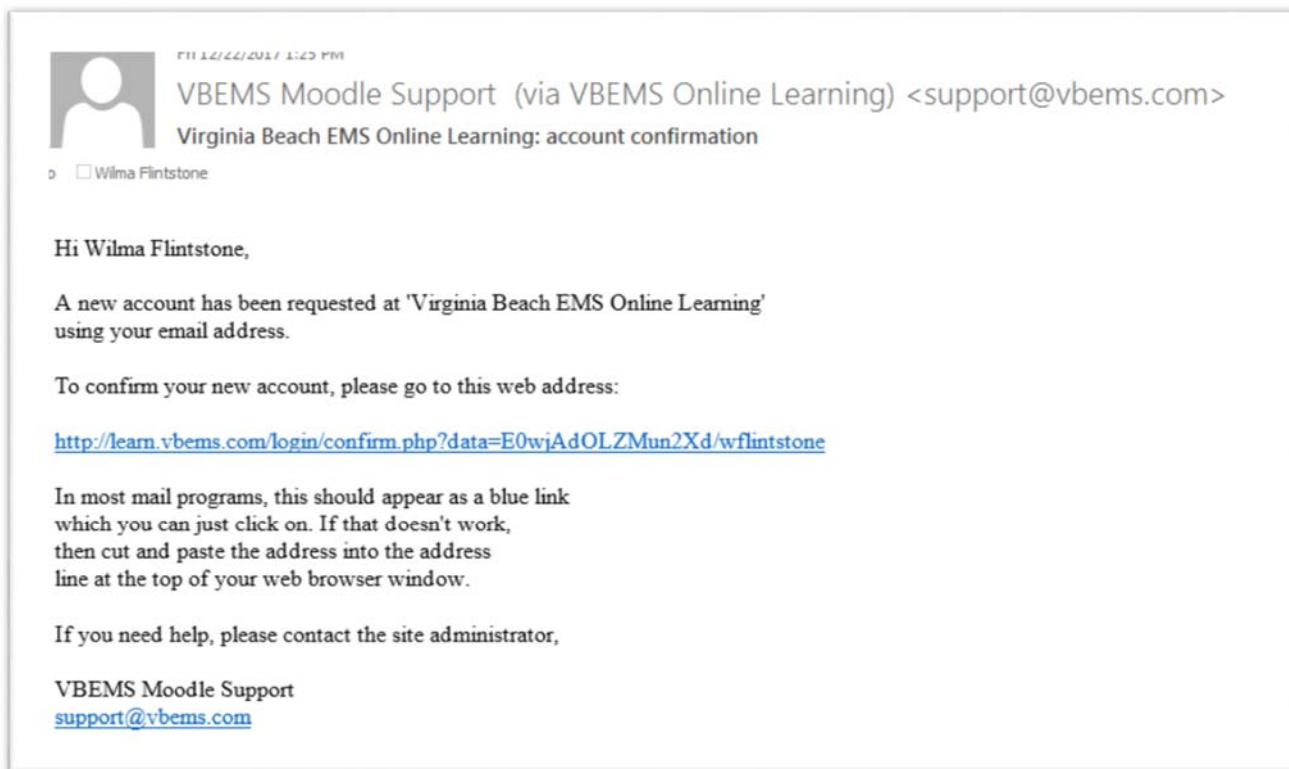
There are required fields in this form marked *

After clicking the “Create my new account” button, an email will be sent to the email address you specified. This email should arrive within 5 minutes.

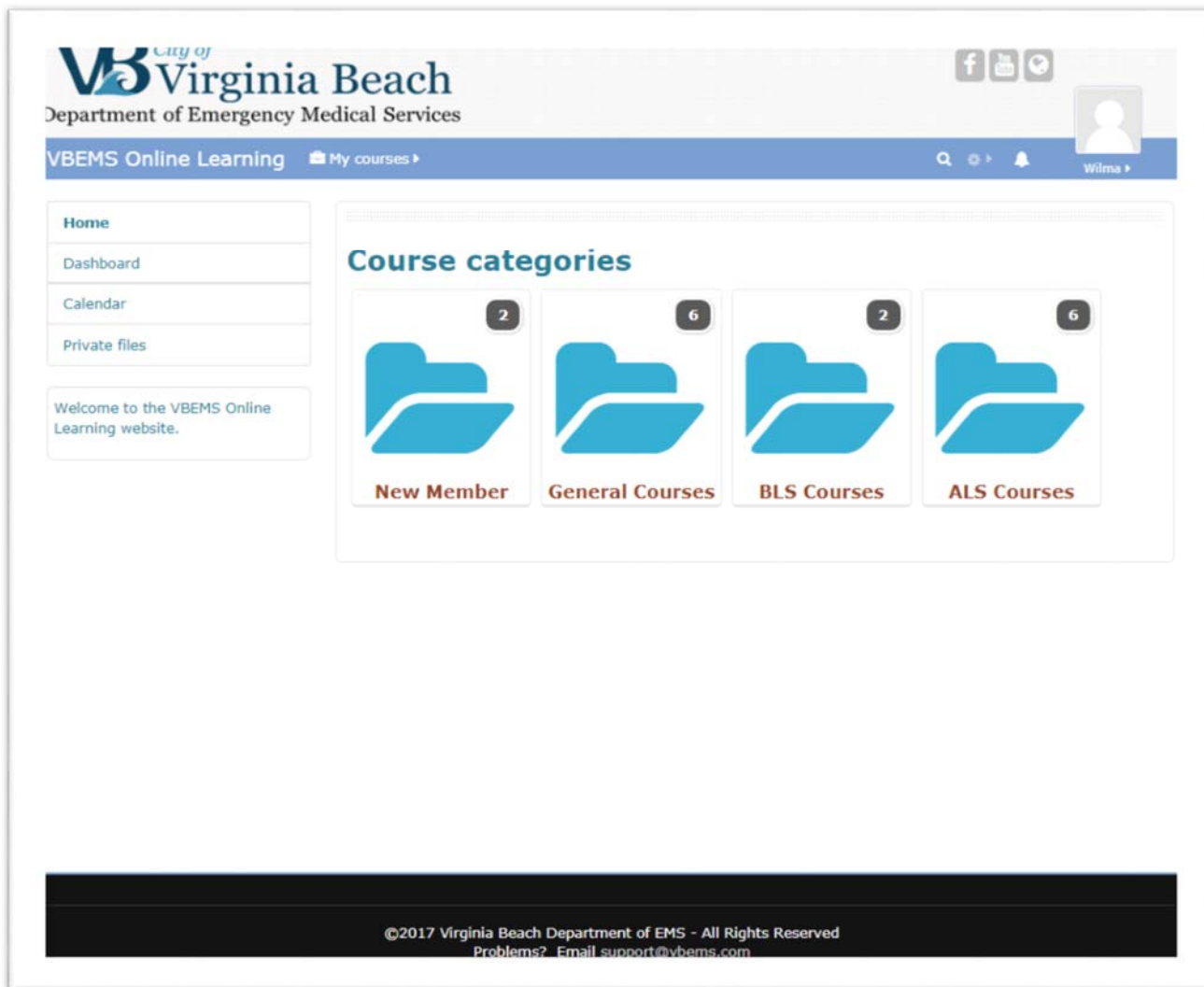
Depending on your email providers, some members may experience a delay in receiving this email or may not receive it at all. Double check your “junk” or “spam folders”. If after an hour you still have not received the email, please send an email to support@vbems.com from the email account you used to sign up to have your account manually activated.



After receiving the email, click the link to confirm your account and log in.



New members and applicants should click in the “New Member” course category to work on prerequisites.



Questions? Contact your onboarder or send an email to support@vbems.com.