



COVID-19 Screening Worksheet

- Based on criteria set in Elite, the screening worksheet may flag red to be completed.
- Choose Worksheets on the right bar
- Then open COVID-19 and complete accordingly



COVID-19 Screening Worksheet

Crew Member

Date

Time

3/12/2020

15:04



OK

Cancel

Delete

Fever




Associated Symptoms



Travel



History of Event



Does the patient ever?

Yes

No

Were any anti-fever medication(s) (Tylenol, ibuprofen) administered to the patient in the past 24 hours?

Yes

No

Unknown

Temperature

N/A

Associated Symptoms

Does the patient present with any of the below symptoms?

Cough

Yes

No

Difficulty Breathing or shortness of breath

Yes

No

Crew PPE Utilized Documentation

The screenshot shows a 'Provider Safety' form with the following fields and controls:

- Buttons: '+ Add', '+ Add Dimitry, Lynette'
- Field: 'EMS Professional (Crew Member) ID:' with a dropdown menu showing 'Kerr, Tyler' and a list icon.
- Field: 'Personal Protective Equipment Used:' with a search box 'Find a Value...' and a list icon. A red arrow points to this list icon.
- Field: 'Suspected EMS Work Related Exposure, Injury, or Death:' with 'No' and 'Yes' buttons.
- Field: 'The Type of Work-Related Injury, Death or Suspected Exposure:' with a search box 'Find a Value...' and a list icon, showing 'None' selected.
- Button: 'OK' with a checkmark.

- Provider PPE used is a State OEMS required field.
- We are activating a validation rule first on certain cases and the field will flag red based on what you enter elsewhere in the report.
- Add one record for each crew member (you can do it in bulk if all crew member used the same PPE).
- **This is important for many reasons; one of which is better tracking of PPE usage for supply reasons.**

The screenshot shows the top portion of the 'Provider Safety' form with the following buttons:

- Buttons: '+ Add', '+ Add All Crew', '+ Add Dimitry, Lynette'
- Button: '+ Add Kerr, Tyler'