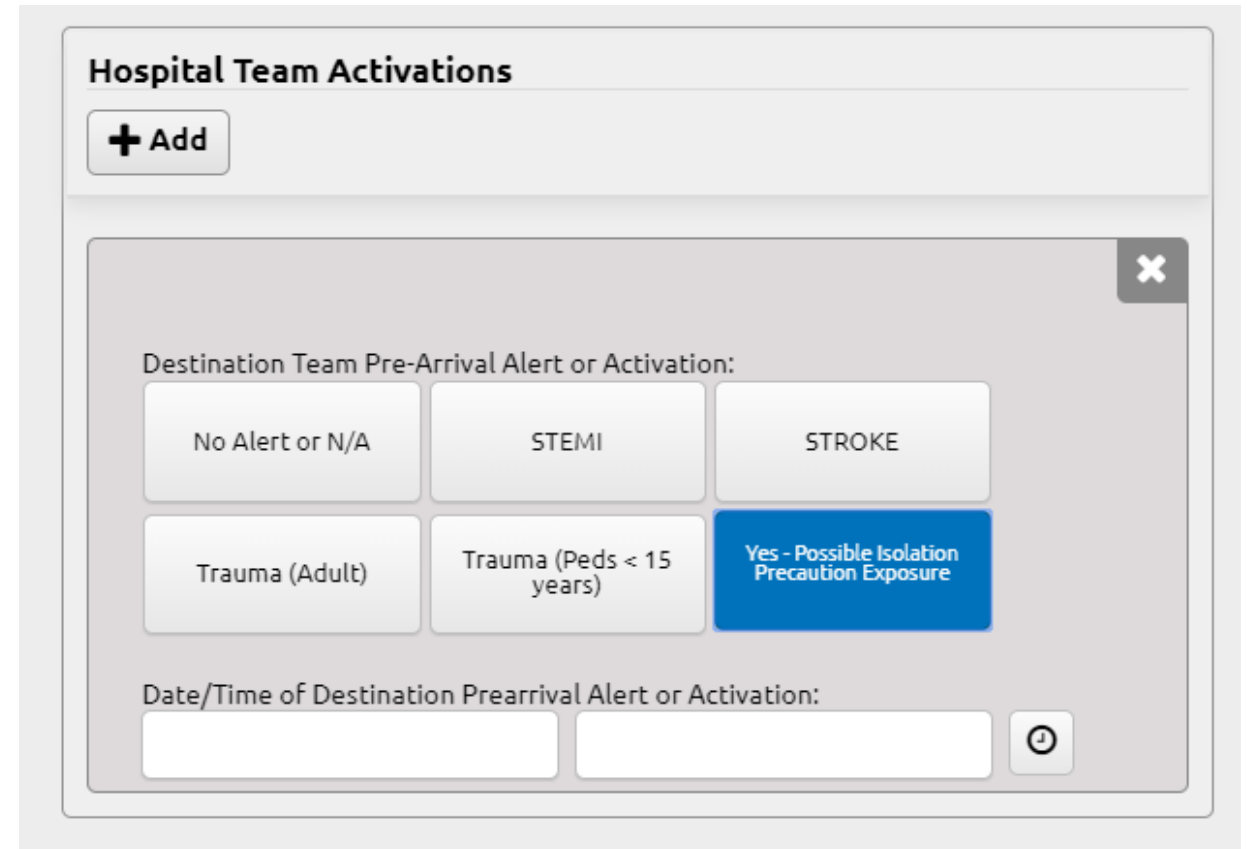


VBEMS Elite DataSet

Changes – March 31st, 2020

Transport → Hospital Team Activations

- To be used when notification is made to the receiving facility of possible need for isolation precautions on patient arrival



The screenshot shows a web form titled "Hospital Team Activations". At the top left is a "+ Add" button. Below it is a large grey box with a close button (X) in the top right corner. Inside this box, the text "Destination Team Pre-Arrival Alert or Activation:" is followed by five buttons: "No Alert or N/A", "STEMI", "STROKE", "Trauma (Adult)", and "Trauma (Peds < 15 years)". The "Yes - Possible Isolation Precaution Exposure" button is highlighted in blue. Below these buttons is the text "Date/Time of Destination Prearrival Alert or Activation:" followed by two input fields and a clock icon.

Hospital Team Activations


+ Add

Destination Team Pre-Arrival Alert or Activation:

No Alert or N/A STEMI STROKE

Trauma (Adult) Trauma (Peds < 15 years) **Yes - Possible Isolation Precaution Exposure**

Date/Time of Destination Prearrival Alert or Activation:



Start Here → Travel Screening

- Recent Travel, Travel Locations, and Recent Exposure to Infectious Disease
- Required if patient contact is made

Recent Travel: Yes No Unknown

Travel Locations

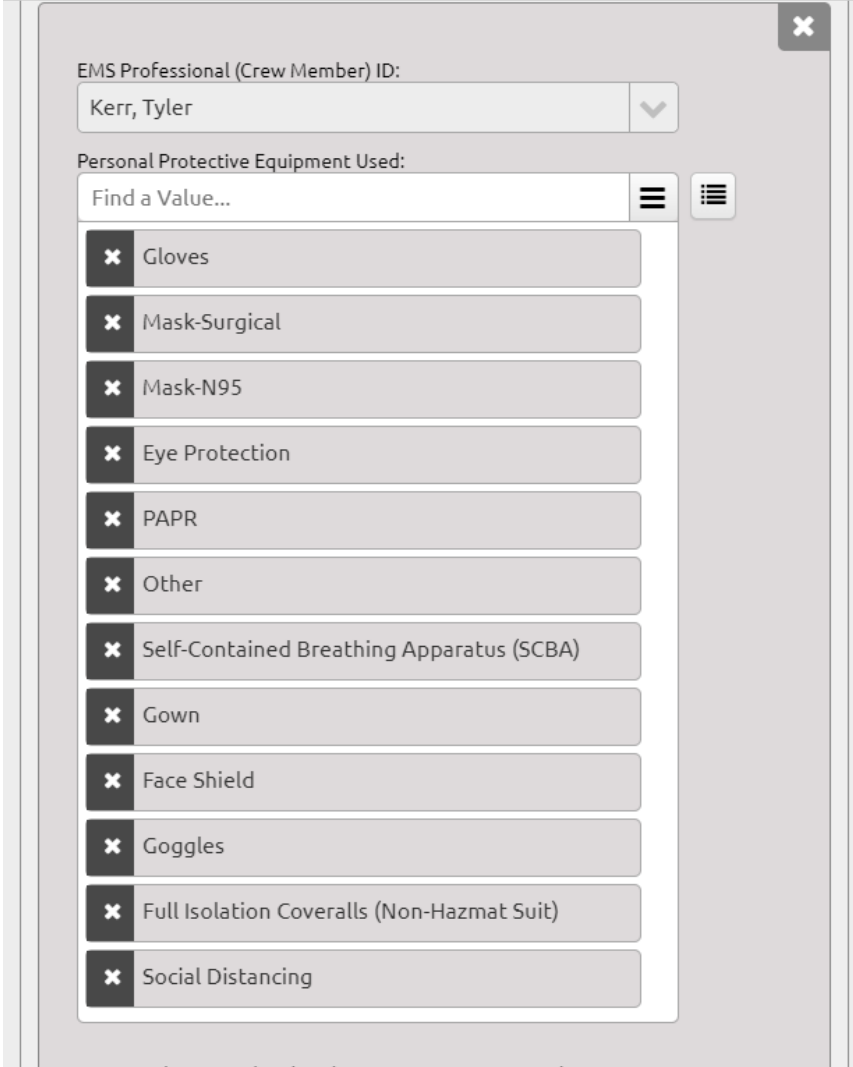
Travel Location:

Travel Location:

Recent Exposure to Infectious Disease: Yes No Unknown

Incident → Crew Info → Provider Safety

- Additional choices made available regarding PPE used
- Remember, this is a multi-select so you can choose more than 1 item



EMS Professional (Crew Member) ID:
Kerr, Tyler

Personal Protective Equipment Used:
Find a Value...

- Gloves
- Mask-Surgical
- Mask-N95
- Eye Protection
- PAPER
- Other
- Self-Contained Breathing Apparatus (SCBA)
- Gown
- Face Shield
- Goggles
- Full Isolation Coveralls (Non-Hazmat Suit)
- Social Distancing

Patient History → Health History

- New value added for Facility Security (Screening)
- If you are slowed/delayed access to the patient as a result of facility security issues, screening, or similar issues

The screenshot displays a patient history interface with several search filters. The filters are:

- Medical/Surgical History:** A search box with a red border and a red exclamation mark icon, containing the text "Find a Value...".
- Medical History Obtained From:** A search box containing the text "Find a Value...".
- Advance Directives:** A search box containing the text "Find a Value...". Below it, a dropdown menu is open, showing a "None" option with a black 'x' icon.
- Barriers to Patient Care:** A search box containing the text "Find a Value...". Below it, a dropdown menu is open, showing a "Facility Security (Screening)" option with a black 'x' icon.

Other filters are partially visible at the bottom, including "Other Past Medical History".

Incident → Crew Info → Provider Safety

- New value *Exposure – Suspected COVID-19* added
- Remember, this is a multi-select so you can choose more than 1 item

Suspected EMS Work Related Exposure, Injury, or Death:

The Type of Work-Related Injury, Death or Suspected Exposure:

Find a Value...

- Exposure-Airborne Respiratory/Biological/Aerosolized Secretions
- Exposure - Suspected COVID-19