



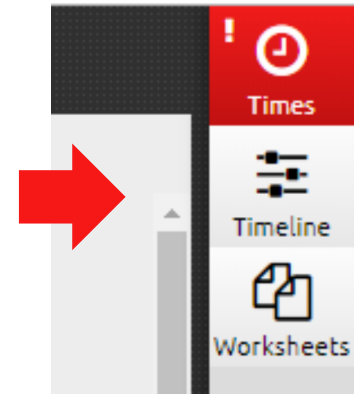
View past EKG's, clinical impressions, vital signs, and more for repeat patients!

1. Identify, select, and import the repeat patient into your case

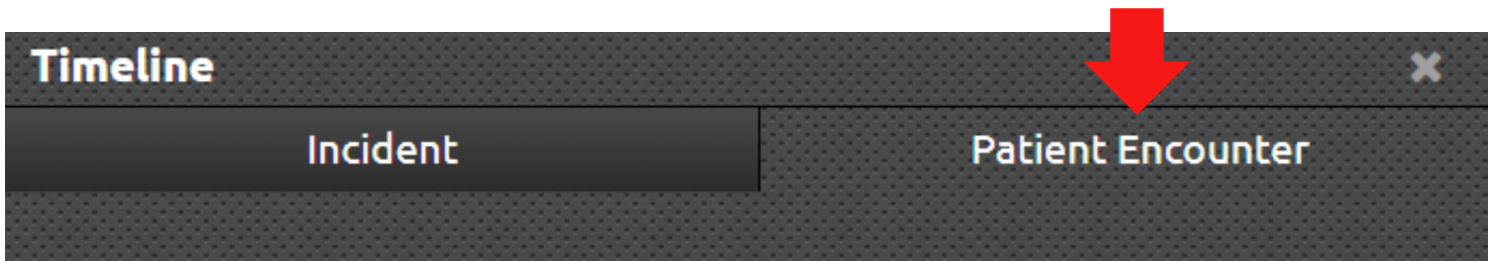
NOTE: Cache of repeat patients is the past 90 days

2. Select '**Timeline**' from the upper right corner once the repeat patient has been entered into your case

NOTE: If you accidentally import the wrong repeat patient, you will need to delete the case and start over

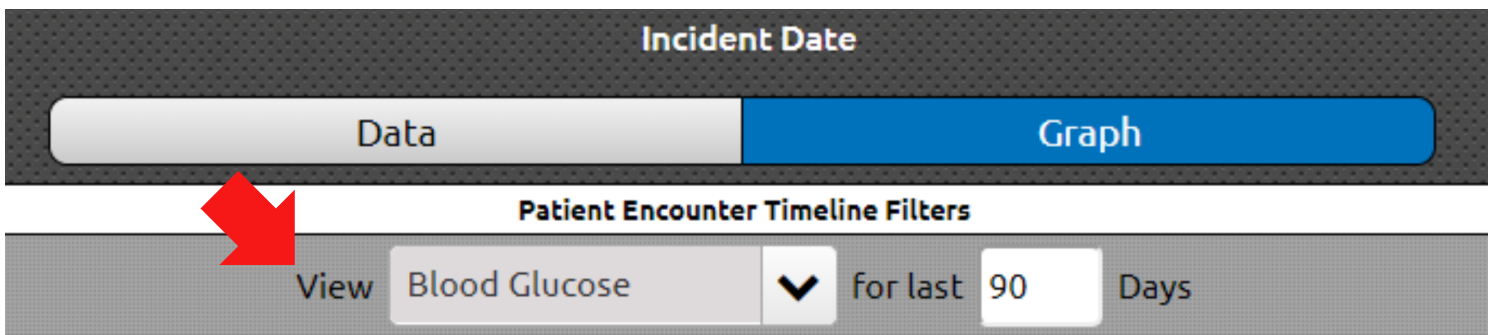


3. Switch the tab from Incident to '**Patient Encounter**'



4. Select the data you want to view from the bottom of the screen

NOTE: View can be in the form of data or graphs



TIP: EKG's are found under 'Medical Device" (Click the eye to view)



It is always important to enter the most complete and accurate data in your EPCR since someone else might reference it later